


How to retrieve your FAFSA Submission Summary and Loan History from FAFSA

Log In 

Email, Phone, or FSA ID Username

Password

Show Password

Log In

[Forgot My Username](#)

[Forgot My Password](#)

[Create an Account](#)

Step 1: Log into Studentaid.gov using your FSA ID and password. Once you log in you should arrive on your main dashboard.

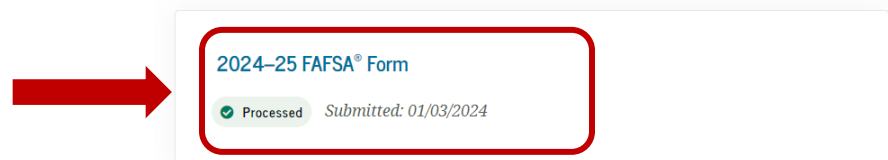
Step 2: Once you're on your dashboard, scroll down to the **My Activity**. Here you should see your 2024-25 FAFSA form. Click on **View All Activity**.



Step 3: On the My Activity page you will see your open applications. Click on **your 2024-25 FAFSA** form to open it.

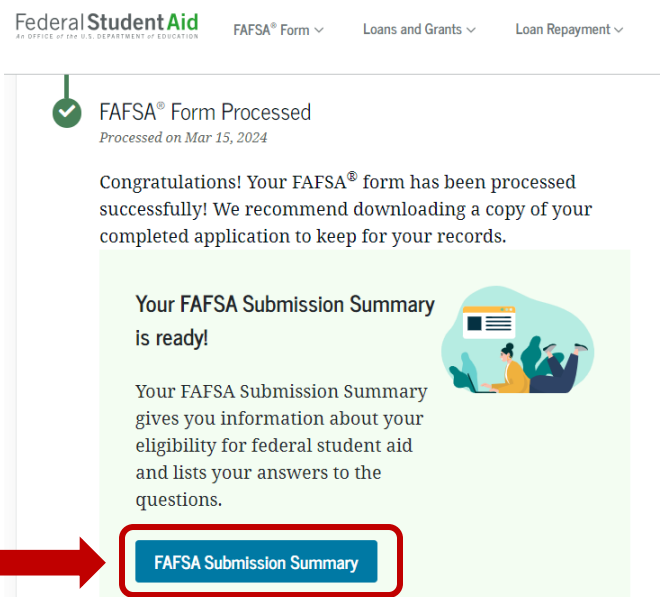
My Activity

Open



Closed

Step 4: Scroll down on the Status Tracker. Under FAFSA Form Processed you'll see an option to open your FAFSA Submission Summary.



Step 5: Now your FAFSA Submission Summary should be open. Click on the **Print FAFSA Submission Summary** on the top and then Save as PDF. That should enable you to save it on your computer to then attach it to your application. You can also print the file, scan it, and then attach it to your application.

The file should be around 16 pages. If it is not, you most likely do not have your full Submission Summary.

< Back Print FAFSA Submission Summary

FAFSA® FORM 2024–25 **FAFSA Submission Summary**

Check Back for Corrections
We expect that online corrections will be available in the coming weeks. In the meantime, you can review your responses and see your eligibility information.

Viewing: Submission 1

Student HEATHER HOKUNSON	Application Received Jan. 3, 2024	Application Processed March 15, 2024	Data Release Number 1801
---------------------------	--------------------------------------	---	-----------------------------

[Eligibility Overview](#) [FAFSA Form Answers](#) [School Information](#) [Next Steps](#)

Step 6: Once you have your FAFSA Submission Summary the next step is to get your Loan History. Scroll down in your FAFSA Submission Summary. You'll see a section on the right-hand side that says **Visit My Aid**. Click that button.

[Eligibility Overview](#) [FAFSA Form Answers](#) [School Information](#) [Next Steps](#)

Estimated Federal Student Aid

Federal Direct Loans
A federal direct loan is money lent by the government to you that you must repay with interest. Up to **\$12,500**

Federal Work-Study
Federal Work-Study is a way for students to earn money to pay for school through part-time jobs on or off campus. **You May Be Eligible**

View All of Your Federal Student Aid in One Place
View detailed information about your federal loan and grant aid, including your enrollment history, payment history, and subsidized usage.

[Visit My Aid](#)

Step 7: This will open your Loan and Grant history. We need your **Loan History** – even if this is \$0. You can either take a screenshot or you can print the page as a PDF. This will need to be attached to your application.

Dashboard > Aid Summary

My Aid

[LOANS](#) [GRANTS](#) [Download My Aid Data](#) [Learn More](#)

13 Loans [View Breakdown](#)
2 Servicers | Total original amount awarded: \$25,439

Your loan balance is \$0.
Loan information as of 06/30/2022

HELPFUL LINKS

- [Explore Repayment Options](#)
- [Try the Loan Simulator](#)
- [Learn About Public Service Loan Forgiveness \(PSLF\)](#)
- [Explore Income-Driven Repayment Options](#)